



TEMPLATE - SIP Capacity Report

Description	Simple Capacity utilization search by device type = SIP trunk
Date/Time Range	Oct 18, 2021 12:00:00 AM PDT - 12:51:49 PM PDT
Cluster	Colorado Corporate

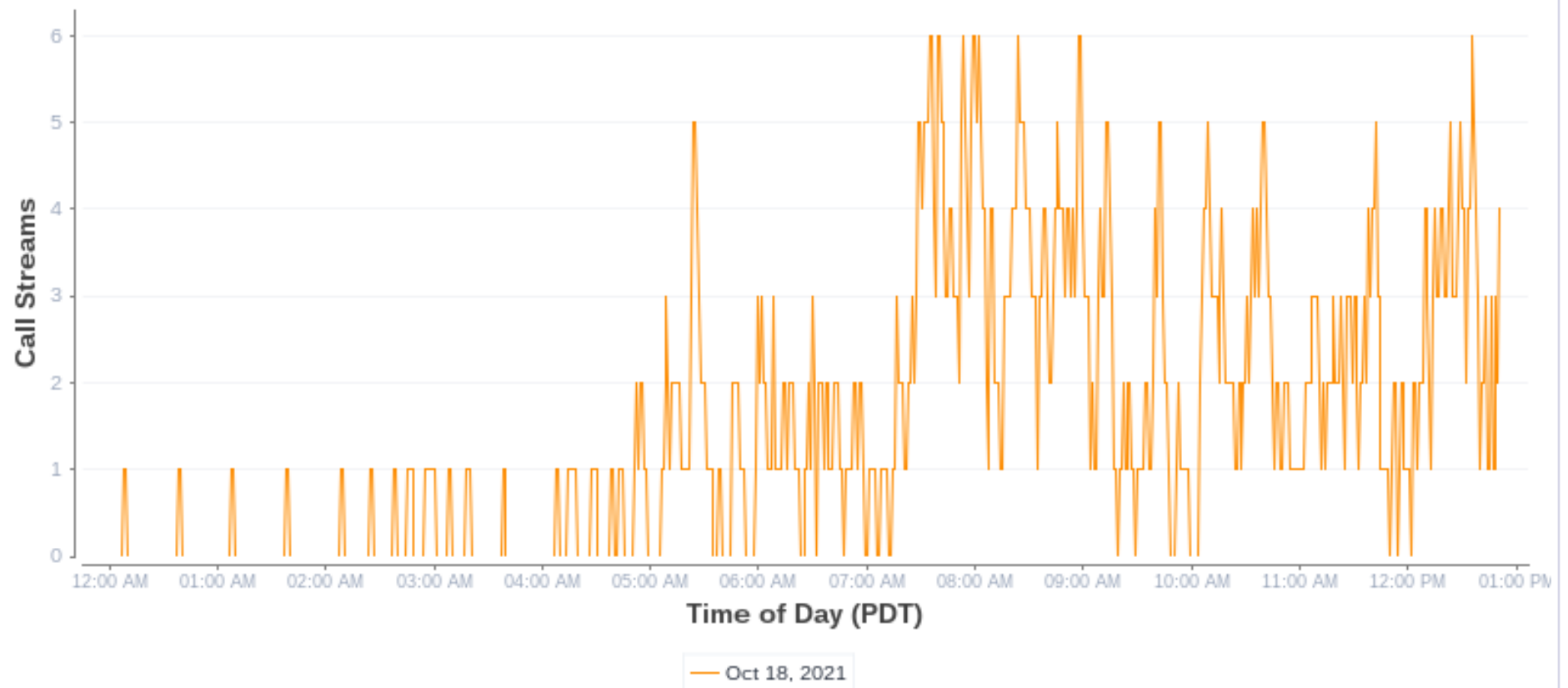
Total Concurrent Call Activity Summary

Peak Concurrent Calls	6
Peak Duration	00:02:25
Avg Concurrent Calls	1.12

Total Concurrent Call Activity Charts



Total Concurrent Call Activity/Streams (Oct 18, 2021)





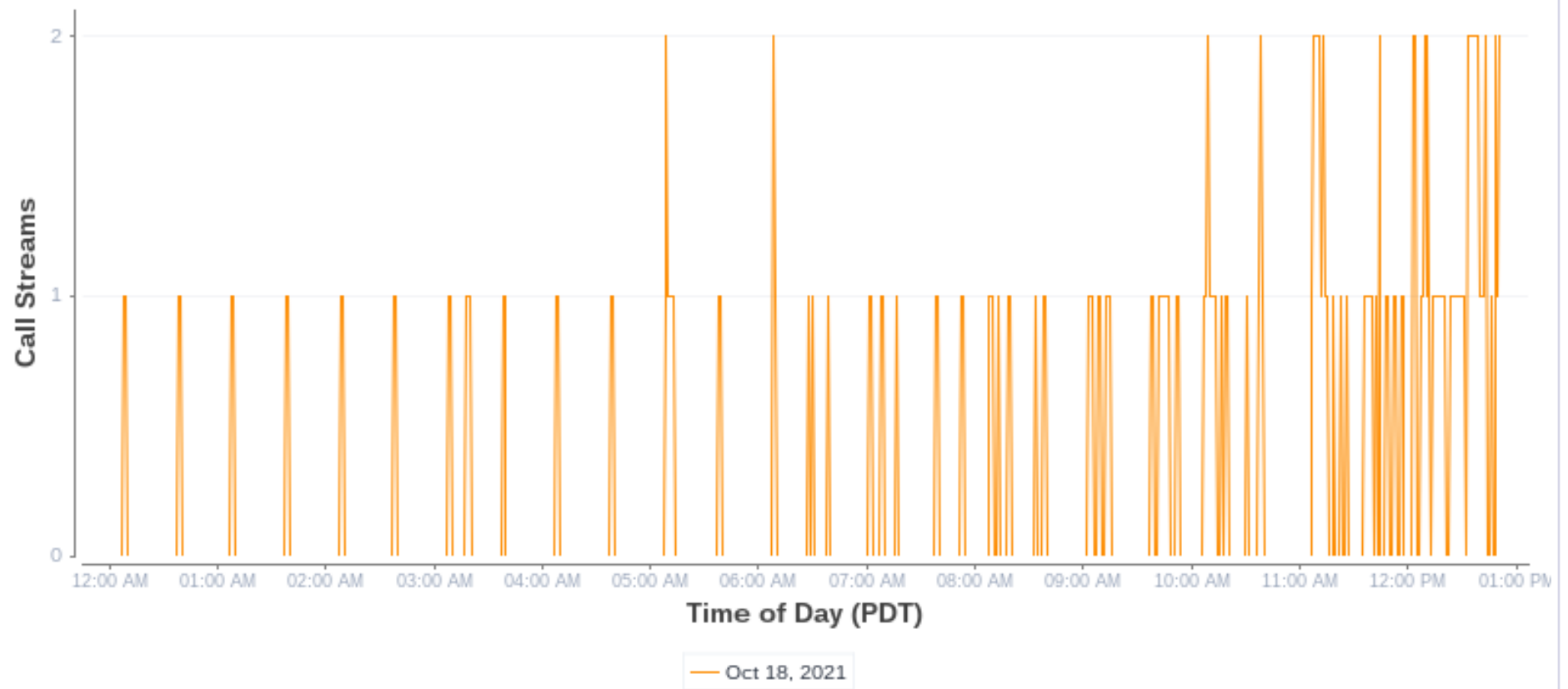
Originating or Terminating Device Name Concurrent Call Activity Summary

Originating or Terminating Device Name	Call Stream Capacity	Average Call Stream Utilization	Peak Call Stream Utilization	Peak Utilization Time Duration	Total Calls
PRIMARY-SIP-TRUNK		0.11	2	00:07:18	118
SECONDARY-SIP-TRUNK		1.01	6	00:02:08	259
TERTIARY-SIP-TRUNK		1.03	6	00:02:08	262
Totals					639

Originating or Terminating Device Name: PRIMARY-SIP-TRUNK Grouping Concurrent Call Activity Charts



Concurrent Call Activity/Streams for PRIMARY-SIP-TRUNK (Oct 18, 2021)





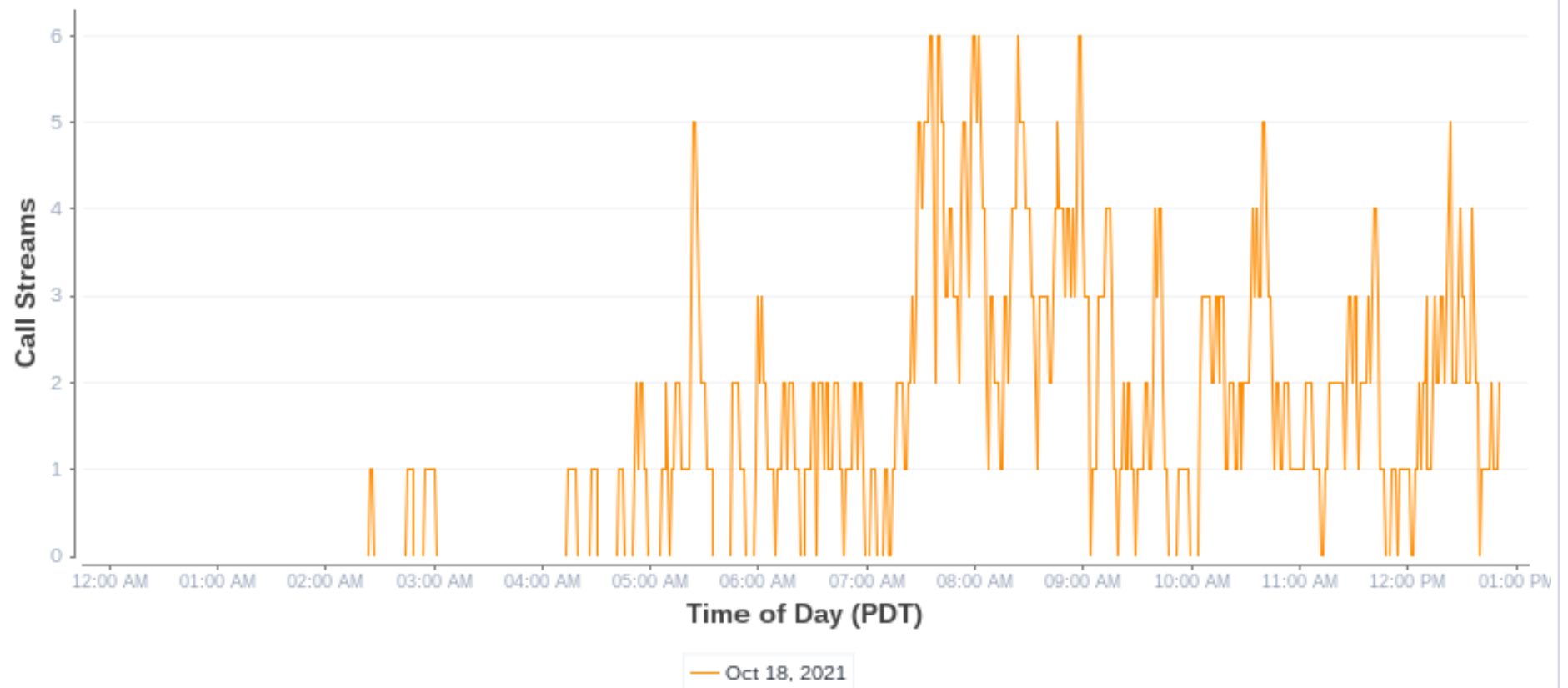
Originating or Terminating Device Name: PRIMARY-SIP-TRUNK Concurrent Call Activity Table

Concurrent Calls	Time Duration	Time Window Percentage
0	11:35:43	90.14%
1	01:08:48	8.91%
2	00:07:18	0.95%

Originating or Terminating Device Name: SECONDARY-SIP-TRUNK Grouping Concurrent Call Activity Charts



Concurrent Call Activity/Streams for SECONDARY-SIP-TRUNK (Oct 18, 2021)





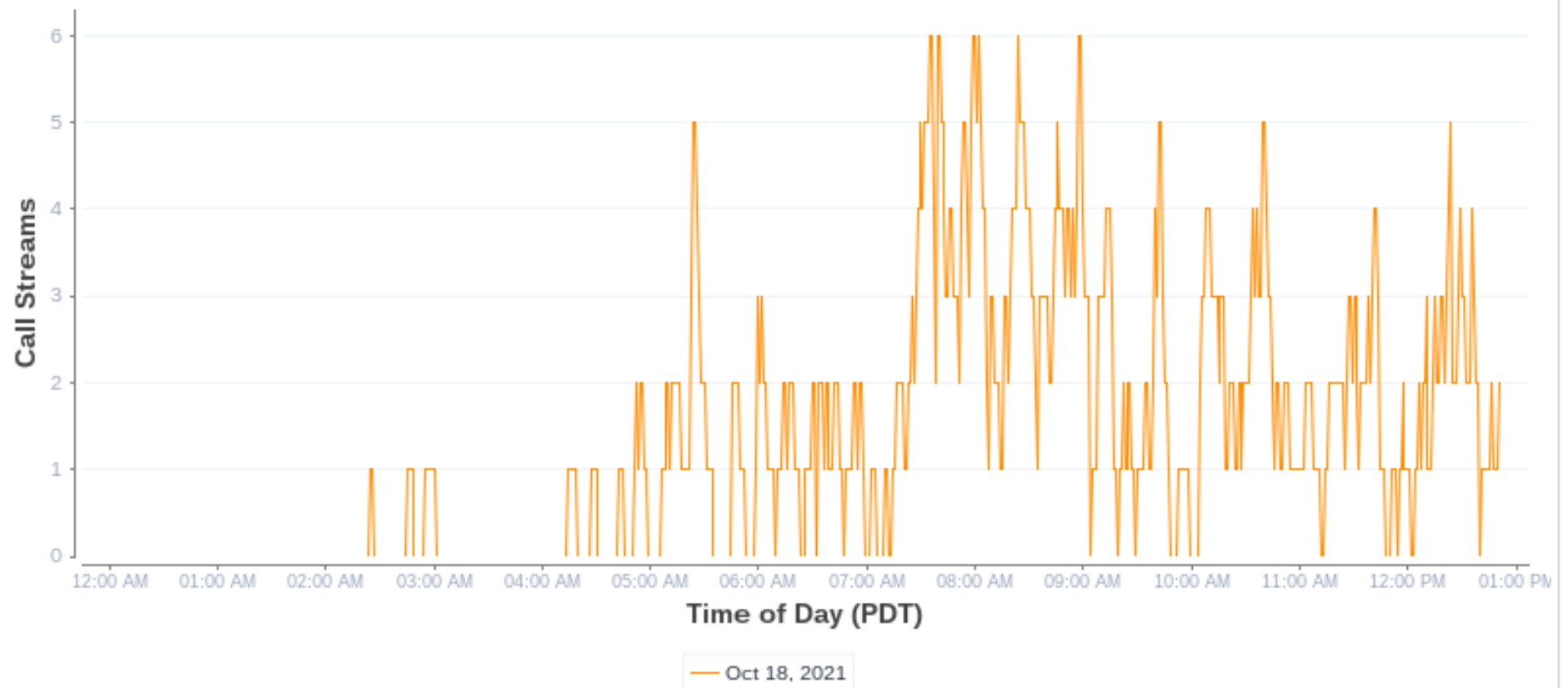
Originating or Terminating Device Name: SECONDARY-SIP-TRUNK Concurrent Call Activity Table

Concurrent Calls	Time Duration	Time Window Percentage
0	06:15:43	48.68%
1	03:02:06	23.59%
2	01:48:12	14.02%
3	01:00:14	7.8%
4	00:28:37	3.71%
5	00:14:49	1.92%
6	00:02:08	0.28%

Originating or Terminating Device Name: TERTIARY-SIP-TRUNK Grouping Concurrent Call Activity Charts



Concurrent Call Activity/Streams for TERTIARY-SIP-TRUNK (Oct 18, 2021)





Originating or Terminating Device Name: TERTIARY-SIP-TRUNK Concurrent Call Activity Table

Concurrent Calls	Time Duration	Time Window Percentage
0	06:11:26	48.12%
1	03:02:33	23.65%
2	01:48:14	14.02%
3	01:02:06	8.05%
4	00:29:42	3.85%
5	00:15:40	2.03%
6	00:02:08	0.28%